

The Sera STL371 is the member of our family of LED linear light fittings that offers the longest continuous run of up to 110 metres powered by a single feed. Cross and corner sections are available so that shapes such as rectangles and crosses can be made.

## Specifications

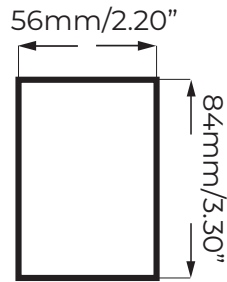
- Surface mounted or suspended
- Finished in White or Black
- 1.2m (40W) and 2.4m (75W) lengths available
- Corners and Cross sections also available
- Up to 110m in length with a single feed
- Natural White 4000K
- Integrated DALI dimmable LED Driver
- UGR < 19

Model Number	Length (mm)	CCT	Wattage	Lumen	Beam Angle	IP Rating	UGR	CRI	Voltage
STL371-1200-4000	1203	4000	40W	4030	110°	IP40	< 19	> 80	240V
STL371-1500-4000	1505**	4000	50W	4600	110°	IP40	< 19	> 80	240V
STL371-2400-4000	2400	4000	75W	6650	110°	IP40	< 19	> 80	240V

\*\* 1505mm length available as special order


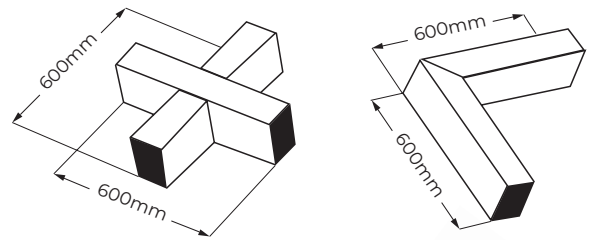
# Dimensions

The continuous runs are made up of a first (with power cable and one end cap), a last (with one end cap and a connector) and a number of middles (with a connector). The width and height of each unit is as below:



# Construction

The corner and cross sections are as below. These units can be used to make up shapes such as squares and crosses.



# Low Glare Diffuser



# Example of Rectangle

