



The Sera STL288 is a member of our family of LED linear light fittings. This is a recessed fitting that can be linked together to form continuous runs. Cross, "T" and various corner sections are available so that shapes such as rectangles and crosses can be made. Complete with LED Driver mounted on rear of fitting (see picture below). The fitting is contained in an aluminium profile finished in white (RAL 9010). The unit has an opal diffuser.

Specifications

- Voltage 240V
- Length (nominal) 600mm, 1200mm, 1500mm
- Power 20W, 40W, 50W
- Colour Temperature 4000K
- Dimmable? No as standard, DALI Optional
- CRI >80
- Approvals CE, RoHS
- IP Rating IP40
- Linkable: Each unit is supplied with 2 linking bars
- Options 3 Hour Emergency Pack, DALI Dimming

Model Number**	Length (mm) Inc frame	Colour Temp	Power (W)	Output (Lumens)
STL288-600-4000	615	4000K	20	1500
STL288-1200-4000	1215	4000K	40	3000
STL288-1500-4000	1515	4000K	50	3750

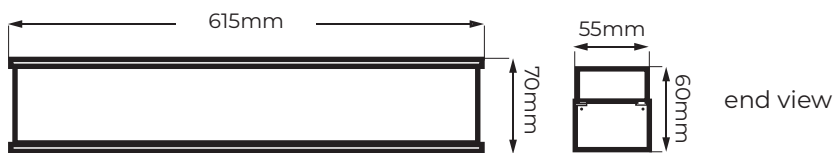
** for Emergency Version, add "EM" to model number

Also available are modular units, Cross section, "T" section, Corners (normal, outside, inside). These allow for shapes such as U, cross, T and corners to be created.

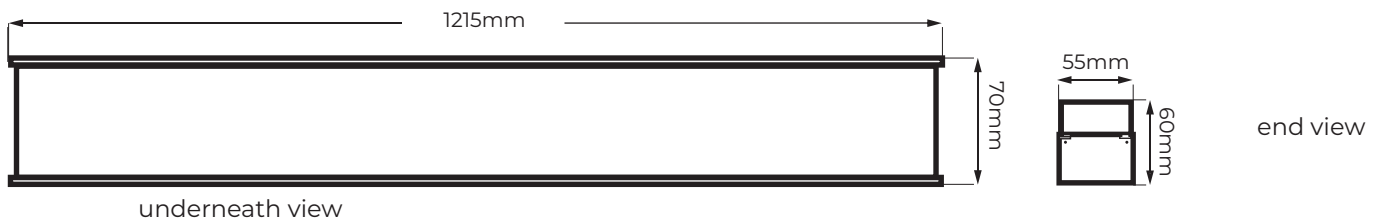


Dimensions

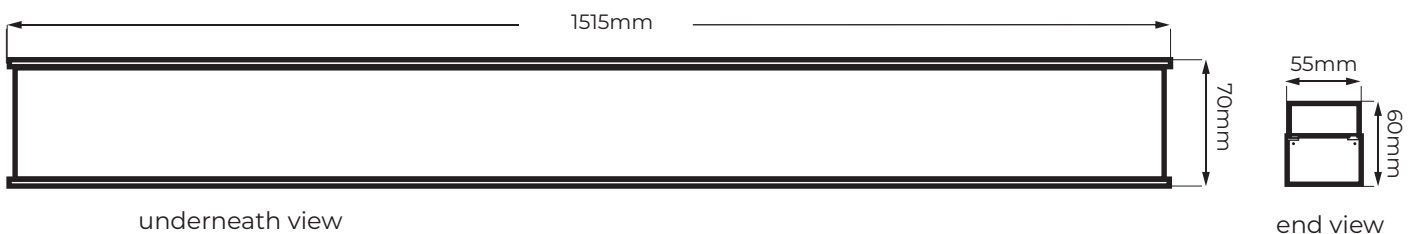
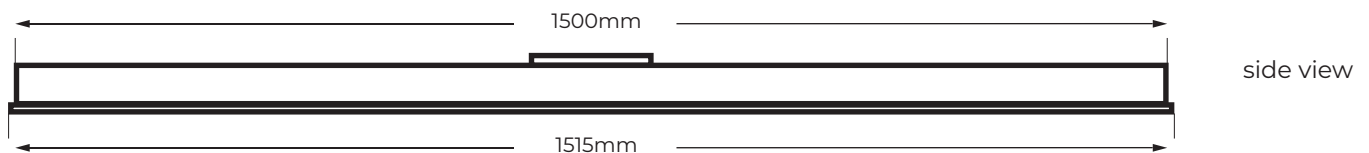
600mm Version



1200mm Version



1500mm Version



Examples of Shapes made using Modular sections

